



Topic: Seaside (Week commencing 6th July)

	Monday	Tuesday	Wednesday	Thursday	Friday
Literacy The Lighthouse Keepers Lunch	<p>See Zoom lesson.</p> <p>Picture Power - the first page of the story. Use the noticing, touch and action lenses to explore and discuss the picture. Read the story up to the boats tooting to Mr Grinling.</p> <p>Purple learner challenge: Can you write a noticing sentence about the picture?</p> <p>Diving Deeper: Can you write a sentence for each lens?</p>	<p>See Zoom lesson.</p> <p>Watch the video of a real lighthouse. https://www.youtube.com/watch?v=ghAK0i9UHVg</p> <p>Use the noticing words to talk about the lighthouse, think about words like - bright, dazzling, vivid etc.</p> <p>Now use the action lens to describe what the light is doing - turning etc.</p> <p>Write a join it sentence about the picture.</p> <p>Purple learner challenge: Can you write a noticing sentence about the lighthouse?</p> <p>Diving Deeper: Can you use the noticing and action lens in your sentence?</p>	<p>See Zoom lesson.</p> <p>Read the story up to when the seagulls first steal the lunch. How is Mr Grinling feeling? - angry, cross, furious etc. Why does he feel this way.</p> <p>Write a feeling lens sentence for Mr Grinling using the word 'because'.</p> <p>Purple learner challenge: Can you write a sentence about how Mr Grinling is feeling?</p> <p>Diving Deeper: Can you use the word 'because' in your sentence?</p>	<p>See Zoom lesson.</p> <p>Read the story up to Mr and Mrs Grinling deciding to put Hamish the cat in the basket. How is Hamish feeling? - scared, worried, afraid etc. Select an appropriate word for the level of scared that Hamish is feeling.</p> <p>Write a feeling sentence and add because.</p> <p>Purple learner challenge: Can you write a sentence about how Hamish is feeling?</p> <p>Diving Deeper: Can you write a new plan for Mr and Mrs Grinling?</p>	<p>See Zoom lesson.</p> <p>Independent writing day! Read the rest of the story first. Now look at the image of the lighthouse on the sheet. Think about some ideas for writing. Can you use the FANTASTIC lenses? Can you write a story? Can you use interesting vocabulary?</p> <p>Purple learner challenge: Can you write your own sentence?</p> <p>Diving Deeper: Can you write more than one sentence?</p>
Maths Focus: Numbers 11 - 20	<p>See Zoom lesson.</p> <p>teen numbers 11, 12 https://www.bbc.co.uk/iplayer/episode/m000266y/numberblocks-series-3-eleven</p> <p>https://www.bbc.co.uk/iplayer/episode/m0002674/numberblocks-series-3-twelve</p> <p>Can you make them using resources? What is 1 more and 1 less? Can you make a number sentence?</p> <p>Purple learner challenge: Can you show me what you know about the numbers 11 and 12?</p> <p>Diving Deeper: How many ways can you make these numbers?</p>	<p>See Zoom lesson.</p> <p>teen numbers 13, 14 https://www.bbc.co.uk/iplayer/episode/m00029t7/numberblocks-series-3-thirteen</p> <p>https://www.bbc.co.uk/iplayer/episode/m00029tp/numberblocks-series-3-fourteen</p> <p>Can you make them using resources? What is 1 more and 1 less? Can you make a number sentence?</p> <p>Purple learner challenge: Can you show me what you know about the numbers 13 and 14?</p> <p>Diving Deeper: How many ways can you make these numbers?</p>	<p>See Zoom lesson.</p> <p>teen numbers 15, 16 https://www.bbc.co.uk/iplayer/episode/m00029tw/numberblocks-series-3-fifteen</p> <p>https://www.bbc.co.uk/iplayer/episode/m0005yfs/numberblocks-series-4-sixteen</p> <p>Can you make them using resources? What is 1 more and 1 less? Can you make a number sentence?</p> <p>Purple learner challenge: Can you show me what you know about the numbers 15 and 16?</p> <p>Diving Deeper: How many ways can you make these numbers?</p>	<p>See Zoom lesson.</p> <p>teen numbers 17, 18 https://www.bbc.co.uk/iplayer/episode/m00063vv/numberblocks-series-4-seventeen</p> <p>https://www.bbc.co.uk/iplayer/episode/m00064tz/numberblocks-series-4-eighteen</p> <p>Can you make them using resources? What is 1 more and 1 less? Can you make a number sentence?</p> <p>Purple learner challenge: Can you show me what you know about the numbers 17 and 18?</p> <p>Diving Deeper: How many ways can you make these numbers?</p>	<p>See Zoom lesson.</p> <p>teen numbers 19 20 https://www.bbc.co.uk/iplayer/episode/m000663t/numberblocks-series-4-nineteen</p> <p>https://www.bbc.co.uk/iplayer/episode/m0006rr5/numberblocks-series-4-twenty</p> <p>Can you make them using resources? What is 1 more and 1 less? Can you make a number sentence?</p> <p>Purple learner challenge: Can you show me what you know about the numbers 19 and 20?</p> <p>Diving Deeper: How many ways can you make these numbers?</p>

Phonics	Set One and Two sounds can be found on You Tube. Search in You Tube 'Ruth Miskin Read Write Inc. Set Two Sounds' and the lessons will come up. You can choose from these interactive lessons.				
Creative		Design your own 3D lighthouse! 		Healthy eating plate - can you design a healthy meal? 	
Active	Build your own circuit	Refine your circuit	Add to your circuit	Run your circuit	Run your circuit
Topic	Seaside from Now and Then - we are looking at the differences between the beach now and how it was 50 years ago. Pollution, people, games, cars!		We are looking in depth at the seaside from around the UK. There are lots and we are looking at similarities and differences.		For our final day on the topic of seaside we are looking at the habitats inside the beaches. What animals can live on the beach? Rock pools? Sea?

Zoom timings:

Literacy


9.15am Monday - Friday

Maths

10.30am Monday - Friday

Bees Knees and Story Time

2.45pm Friday



Once there was a lighthouse keeper called Mr. Gooding.
At night time he lived in a small white cottage perched high
on the cliff. By day time he worked on in his lighthouse
on the rocks to clean and polish the light.









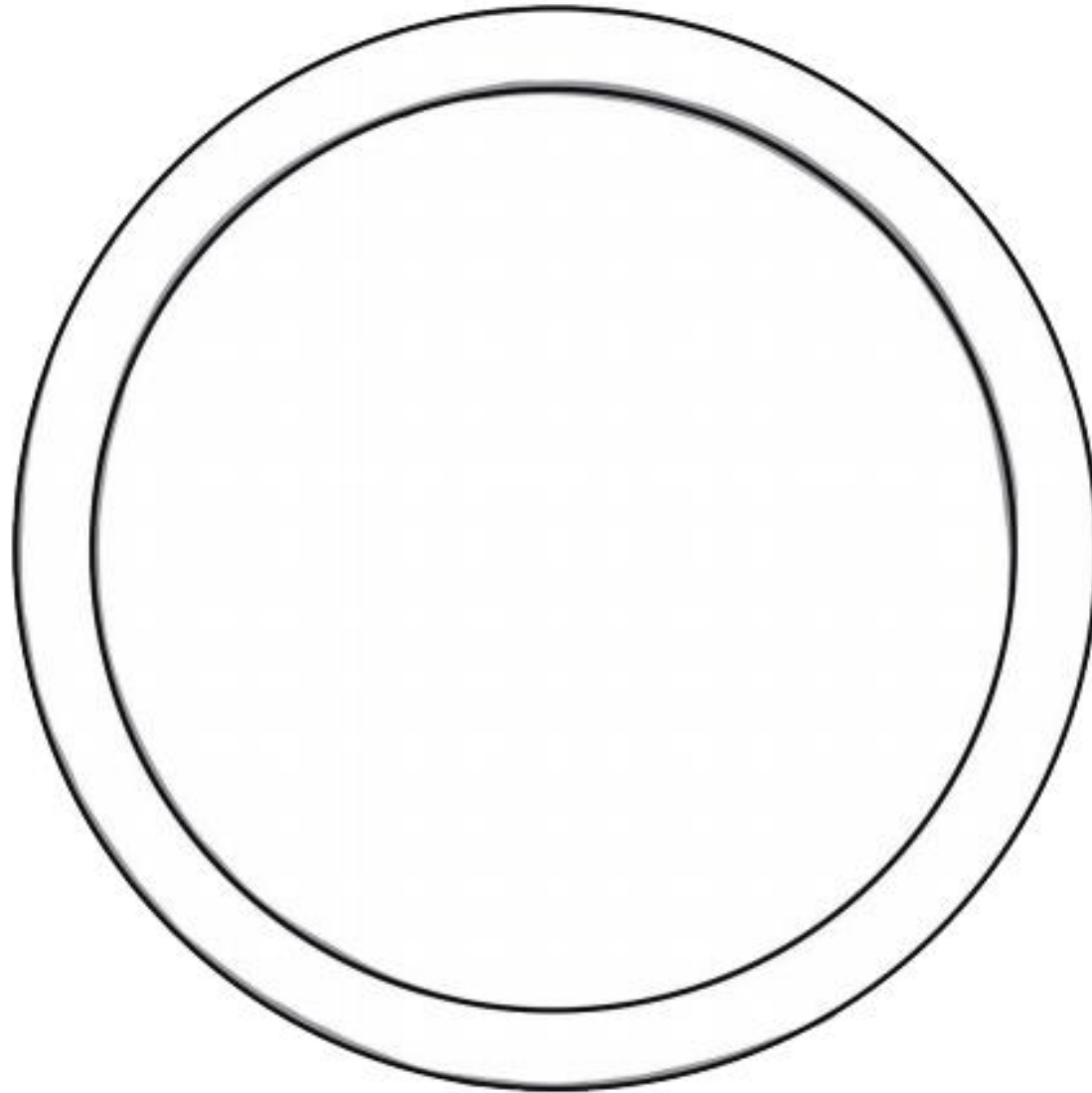






Thursday Art

Healthy Eating Meal Activity



Missing Numbers

Name _____

Directions: Fill in each circle with the missing number.

$16 \bigcirc 18$

$13 \bigcirc 15$

$17 \bigcirc 19$

$10 \bigcirc 12$

$12 \bigcirc 14$

$14 \bigcirc 16$

$15 \bigcirc 17$

$11 \bigcirc 13$

$18 \bigcirc 20$

$16 \bigcirc 18$

Name _____

Cut out the numbers and glue them in the boxes in counting order.

1 2 3 4 5
6 7 8 9 10

© 2013 Michelle Hart

16	19	12	14	17
11	20	13	15	18

Name _____

Date _____

Directions: Fill in the missing teen numbers.

11		13	14		16
----	--	----	----	--	----

13	14			17	
----	----	--	--	----	--

12		14	15		
----	--	----	----	--	--

	15	16		18	
--	----	----	--	----	--