



**Fairfields**  
PRIMARY SCHOOL

Year 2

Home learning

w/c 06.07.20

Dear Parents,

We have made a weekly pack that coincides with the learning that the key worker children will be doing in school for Year 2. Our theme this week is 'All About Me'. We have included a suggested timetable of daily tasks including the **Zoom lessons** for maths and English Monday - Friday next week.

**Monday**

English - Zoom poetry lesson

Maths - Zoom fractions lesson

Topic - Self portrait

**Tuesday**

English - Zoom poetry lesson

Maths - Zoom fractions lesson

SPaG - Year 2 SPaG revision

**Wednesday**

English - Zoom poetry lesson

Maths - Zoom missing number calculations lesson

Topic - Family Tree

**Thursday**

English - Zoom poetry lesson

Maths - Zoom missing number calculations lesson

Spelling - choose 6-10 words from either the Year 2 or Year 3 spelling list. Practise using 'Look, cover, write, check' and put words into sentences.

Topic - All About Me Bunting

**Friday**

English - Bees Knees/share writing

Maths - Maths games

Handwriting - Copy the poem 'My Shadow' in your neatest, joined handwriting.

## English - Poetry

This week we will be writing a poem all about you. We will be writing a stanza (or verse) each day using different lenses. It would be useful for you to think about what makes you special (your personality, your hobbies, your interests) before the English lesson so that you can make the poem unique to you.

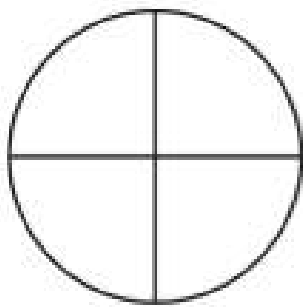
You could think about

- Dreams for the future
- Hobbies and interests
- Favourite places you've been
- Favourite foods/ animals/ subjects
- Sports that you like to play

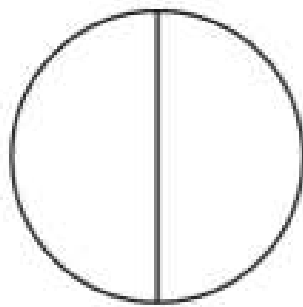


**Maths**

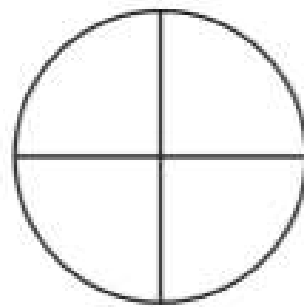
**Monday** - Join in with our Zoom lesson and then complete the activities below. Can you read and colour the fractions?



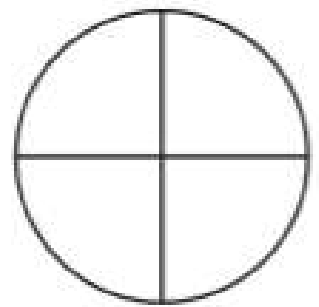
one quarter



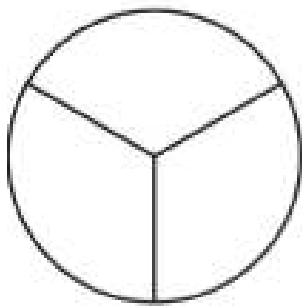
one half



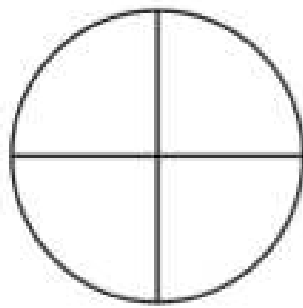
three quarters



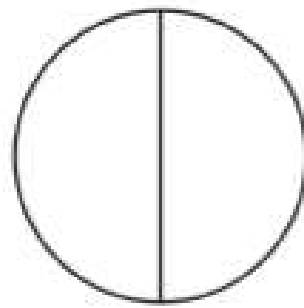
whole



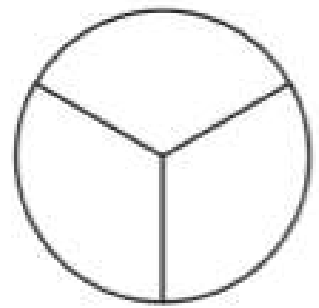
one third



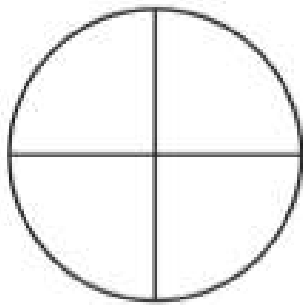
one quarter



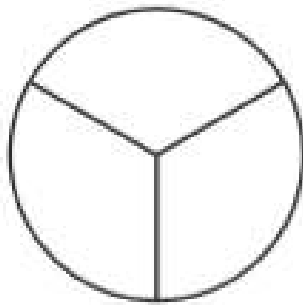
whole



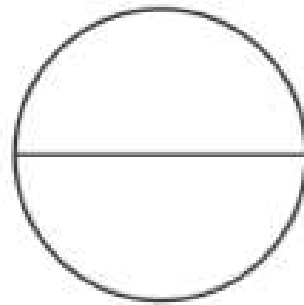
two thirds



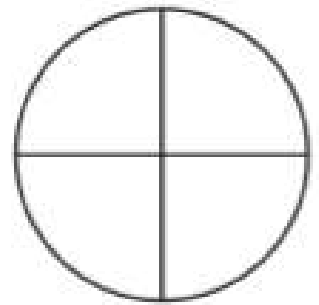
whole



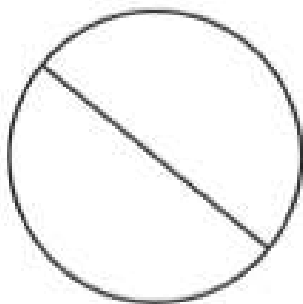
one third



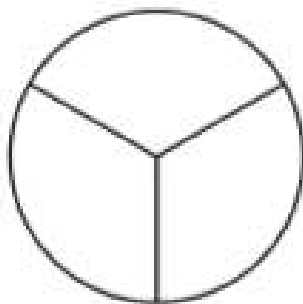
one half



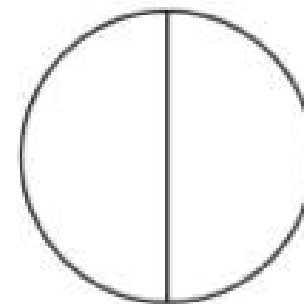
two quarters



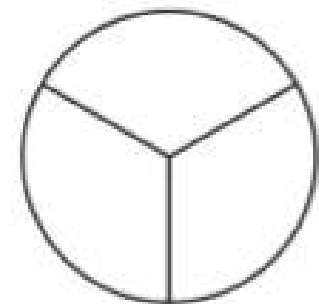
$\frac{2}{2}$



$\frac{2}{3}$






$\frac{1}{2}$









$\frac{1}{3}$




**Tuesday** - Join in with our Zoom lesson and then complete the activities below: You could complete these on the sheet or write them into your books. **Remember to show your workings out.**

	$\frac{1}{2}$ of 8 =  $\frac{1}{4}$ of 16 =  $\frac{1}{2}$ of 24 =  $\frac{1}{4}$ of 20 =	$\frac{1}{4}$ of 8 =  $\frac{1}{2}$ of 18 =  $\frac{1}{4}$ of 12 =  $\frac{1}{2}$ of 14 =	$\frac{1}{4}$ of 4 =  $\frac{1}{4}$ of 24 =  $\frac{1}{2}$ of 20 =  $\frac{1}{2}$ of 16 =
	$\frac{1}{2}$ of 8 =  $\frac{1}{3}$ of 12 =  $\frac{1}{2}$ of 24 =  $\frac{1}{4}$ of 20 =	$\frac{1}{4}$ of 8 =  $\frac{1}{3}$ of 18 =  $\frac{1}{4}$ of 12 =  $\frac{1}{3}$ of 21 =	$\frac{1}{3}$ of 24 =  $\frac{1}{4}$ of 24 =  $\frac{1}{3}$ of 15 =  $\frac{1}{2}$ of 16 =
	$\frac{3}{4}$ of 20 =  $\frac{1}{2}$ of 16 =  $\frac{2}{3}$ of 15 =  $\frac{2}{4}$ of 24 =	$\frac{1}{2}$ of 26 =  $\frac{1}{3}$ of 18 =  $\frac{1}{4}$ of 12 =  $\frac{2}{3}$ of 21 =	$\frac{2}{3}$ of 24 =  $\frac{1}{3}$ of 21 =  $\frac{2}{2}$ of 14 =  $\frac{1}{3}$ of 30 =

**Wednesday** - Join in with our Zoom lesson and then complete the activities below. You could complete these on the sheet or write them into your books. **Remember to show your workings out.**

	$2 + \square = 13$	$4 + \square = 10$	$7 + \square = 11$
	$1 + \square = 10$	$12 + \square = 13$	$11 + \square = 11$
	$15 + \square = 19$	$14 + \square = 17$	$2 + \square = 20$
 	$22 + \underline{\quad} = 30$	$\underline{\quad} + 30 = 56$	$41 + \underline{\quad} = 52$
	$16 + \underline{\quad} = 26$	$\underline{\quad} + 11 = 54$	$\underline{\quad} + 6 = 76$
	$\underline{\quad} + 13 = 39$	$25 + \underline{\quad} = 30$	$\underline{\quad} + 26 = 38$
	$24 + \underline{\quad} = 32$	$33 + \underline{\quad} = 41$	$28 + \underline{\quad} = 32$
  	$14 + \underline{\quad} = 15 + 22$	$13 + \underline{\quad} = 10 + 15$	$25 + 25 = 32 + \underline{\quad}$
	$16 + \underline{\quad} = 17 + 20$	$20 + \underline{\quad} = 11 + 17$	$12 + 34 = 26 + \underline{\quad}$
	$\underline{\quad} + 18 = 15 + 24$	$24 + 22 = \underline{\quad} + 11$	$34 + 11 = \underline{\quad} + 23$
	$\underline{\quad} + 13 = 13 + 27$	$31 + 12 = 10 + \underline{\quad}$	$16 + 18 = \underline{\quad} + 15$

**Thursday** - Join in with our Zoom lesson and then complete the activities below. You could complete these on the sheet or write them into your books. **Remember to show your workings out.**

	$22 + \underline{\quad} = 30$ $16 + \underline{\quad} = 20$ $\underline{\quad} + 13 = 23$ $24 + \underline{\quad} = 32$	$\underline{\quad} + 30 = 37$ $\underline{\quad} + 11 = 21$ $25 + \underline{\quad} = 30$ $33 + \underline{\quad} = 41$	$41 + \underline{\quad} = 52$ $\underline{\quad} + 6 = 76$ $\underline{\quad} + 26 = 38$ $28 + \underline{\quad} = 32$
	$23 + \underline{\quad} = 30$ $17 + 3 + \underline{\quad} = 26$ $\underline{\quad} + 14 = 27$ $25 + 2 + \underline{\quad} = 33$	$10 + \underline{\quad} + 30 = 56$ $\underline{\quad} + 11 = 54$ $27 + \underline{\quad} + 1 = 32$ $35 + \underline{\quad} = 41$	$41 + \underline{\quad} = 52$ $20 + \underline{\quad} + 6 = 36$ $\underline{\quad} + 26 = 38$ $23 + \underline{\quad} 5 = 32$
	$13 + \underline{\quad} = 5 + 21$ $16 + \underline{\quad} = 18 + 10$ $\underline{\quad} + 16 = 15 + 14$ $\underline{\quad} + 12 = 13 + 7$	$11 + \underline{\quad} = 10 + 15$ $22 + \underline{\quad} = 20 + 7$ $14 + 22 = \underline{\quad} + 21$ $11 + 12 = 10 + \underline{\quad}$	$15 + 20 = 32 + \underline{\quad}$ $12 + 34 = 26 + \underline{\quad}$ $34 + 11 = \underline{\quad} + 24$ $6 + 18 = \underline{\quad} + 15$

## Reading

Please read out loud to an adult every day. Below are possible questions to discuss about your book.

### Vocabulary Questions with Victor

- Can you find a noun/adjective/verb that tells/shows you that...?
- Why do you think that the author used the word... to describe...?
- Which other word on this page means the same as...?
- Find an adjective in the text which describes...



### Inference Questions with Iggy

- What do you think... means?  
Why do you think that?
- Why do you think...?
- How do you think...?
- When do you think...?
- Where do you think...?
- How has the author made us think that...?



### Retrieval Questions with Rex

- Who is/are the main character(s)?
- When/where is this story set? How do you know?
- Which is your favourite/worst/funniest/scariest part of the story? Why?
- Tell me three facts you have learned from the text.
- Find the part where...



### Prediction Questions with Pip

- Where do you think... will go next?
- What do you think... will say/do next?
- What do you think this book will be about? Why?
- How do you think that this will end?  
What makes you say that?
- Who do you think has done it?
- What might... say about that?



### Sequencing Questions with Suki

- What happens in the story's opening?
- How/where does the story start?
- What happened at the end of the...?
- What is the dilemma in this story?  
How is it resolved?
- Can you retell the story to me in 20 words or less?



### If They Are Not Sure, Say:

- Have a guess. What could it be?
- What would you do if you were...?
- If you had done that, what might... have said?
- If we know that... means..., what might... mean?
- Does the picture help us? How?
- Where else could we look for a clue?



Handwriting - Can you copy this in your neatest, joined handwriting?

# My Shadow

Robert Louis Stevenson

I have a little shadow that goes in and out with me,  
And what can be the use of him is more than I can see.  
He is very, very like me from the heels up to the head;  
And I see him jump before me, when I jump into my bed.

The funniest thing about him is the way he likes to grow-  
Not at all like proper children, which is always very slow;  
For he sometimes shoots up taller like an india-rubber ball,  
And he sometimes gets so little that there's none of him at all.

He hasn't got a notion of how children ought to play,  
And can only make a fool of me in every sort of way.  
He stays so close beside me, he's a coward you can see;  
I'd think shame to stick to nursie as that shadow sticks to me!

One morning, very early, before the sun was up,  
I rose and found the shining dew on every buttercup;  
But my lazy little shadow, like an arrant sleepy-head,  
Had stayed at home behind me and was fast asleep in bed.

## Spelling

Year 2 spellings - <https://www.twinkl.co.uk/resource/t-l-5157-new-year-2-common-exception-words>

### Year 2 Common Exception Words

after	child	every	half	move	plant	whole
again	children	everybody	hold	Mr	poor	who
any	Christmas	eye	hour	Mrs	pretty	wild
bath	class	fast	improve	old	prove	would
beautiful	climb	father	kind	only	should	
because	clothes	find	last	parents	steak	
behind	could	floor	many	pass	sugar	
both	cold	gold	mind	past	sure	
break	door	grass	money	path	told	
busy	even	great	most	people	water	

Year 3 spellings - <https://www.twinkl.co.uk/resource/t2-e-3099-statutory-spellings-word-mat-years-3-and-4-word-mat>

### Year 3 and 4 Statutory Spellings


accident	caught	eighth	heard	minute	possible	strange
accidentally	centre	enough	heart	natural	potatoes	strength
actual	century	exercise	height	naughty	pressure	suppose
actually	certain	experience	history	notice	probably	surprise
address	circle	experiment	imagine	occasion	promise	therefore
answer	complete	extreme	increase	occasionally	purpose	though
appear	consider	famous	important	often	quarter	although
arrive	continue	favourite	interest	opposite	question	thought
believe	decide	February	island	ordinary	recent	through
bicycle	describe	forward	knowledge	particular	regular	various
breath	different	forwards	learn	peculiar	reign	weight
breathe	difficult	fruit	length	perhaps	remember	woman
build	disappear	grammar	library	popular	sentence	women
busy	early	group	material	position	separate	
business	earth	guard	medicine	possess	special	
calendar	eight	guide	mention	possession	straight	

**SPaG** - Can you complete these SPaG challenge sheets?

**a**

Tick the command sentence.





- I love Sports Day.
- When is Sports Day?
- What fantastic weather for Sports Day!
- Ready, steady, go!



**b**

Circle the correct homophone for each picture.

I eye      I eye



Write the correct spellings:


\_\_\_\_\_

\_\_\_\_\_

**c**

Underline the nouns and circle the adverbs in this sentence.

Their uncle drove his car slowly down the long, windy lane.



**d**


Write your own extended sentence about this picture using the conjunction 'if'.

\_\_\_\_\_

\_\_\_\_\_

\_\_\_\_\_

\_\_\_\_\_



**e**


Write a statement and a question sentence about this picture.

\_\_\_\_\_

\_\_\_\_\_

\_\_\_\_\_


\_\_\_\_\_



**f**

Oh no! Mr Whoops is getting in a muddle. Tick the sentence he should use.

- I won't be work on the computer before lunch.
- I w'ont be worked on the computer before lunch.
- I won't be working on the computer before lunch.
- I wont' be working on the computer before lunch.



**d** Underline the nouns and circle the adverbs in this sentence.

The children clearly and carefully read their stories out loud to each other.



**b** Write your own extended sentence about this picture using the conjunction 'that'.

---

---

---

---



**c** Tick the exclamation sentence.

- Did you watch the match?
- Throw me another ball!
- How lovely it was to see you play tennis!
- I want to play tennis.



**d** Match the pictures to the correct homophone spelling.



their



there



they're

**e** Oh no! Mr Whoops is getting in a muddle. Tick the sentence he should use.

- We've camped outside on the beach every weekend!
- Weev camp outside on the beach every weekend?
- Weve' camping outside on the beach every weekend,
- We've camping outside on the beach every weekend!

**f** Write a command and a statement sentence about this picture.

---

---

---

---



## PE


- Go Noodle or Joe Wicks- get up and move every morning!

### Topic - All About ME

**Self Portrait** - draw and colour in a picture of yourself. You could use any art materials to colour in your portrait (pens, pencils, chinks etc) or you could even use half a picture of yourself and sketch the other half.



**My Family** - you could do a family tree or you could draw a family picture and label who you live with. Don't forget any pets!



All About Me bunting

*All About Me*

Name: \_\_\_\_\_ I live in: \_\_\_\_\_

\_\_\_\_\_

Birthday: \_\_\_\_\_

Class: \_\_\_\_\_

My Self  
Portrait

My Favourite Things

Food: \_\_\_\_\_

Subject: \_\_\_\_\_

Colour: \_\_\_\_\_

When I am older  
I want to be:

\_\_\_\_\_

\_\_\_\_\_

\_\_\_\_\_

\_\_\_\_\_

