

How to access remote learning using RM Unify and Teams



A quick guide for parents and pupils

2021 edition

Please write your details here:
(You will get these via ParentMail)

Username: _____

Password: _____

How to access remote learning

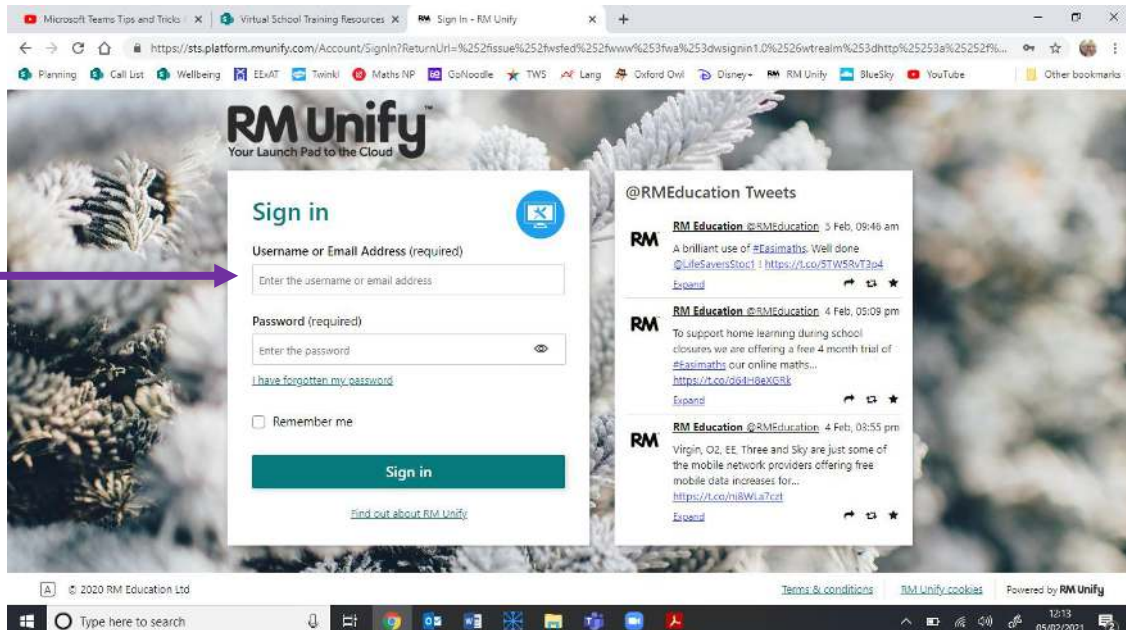
Step 1: How to sign in

1. Type in your search bar www.rmunity.com to get onto the Launch Pad page.
2. Enter your Username and Password provided by the office (you will have received a ParentMail)
3. Click 'Sign in'
4. Accept the Terms and Conditions/Cookies.



Your username should be in the following format:

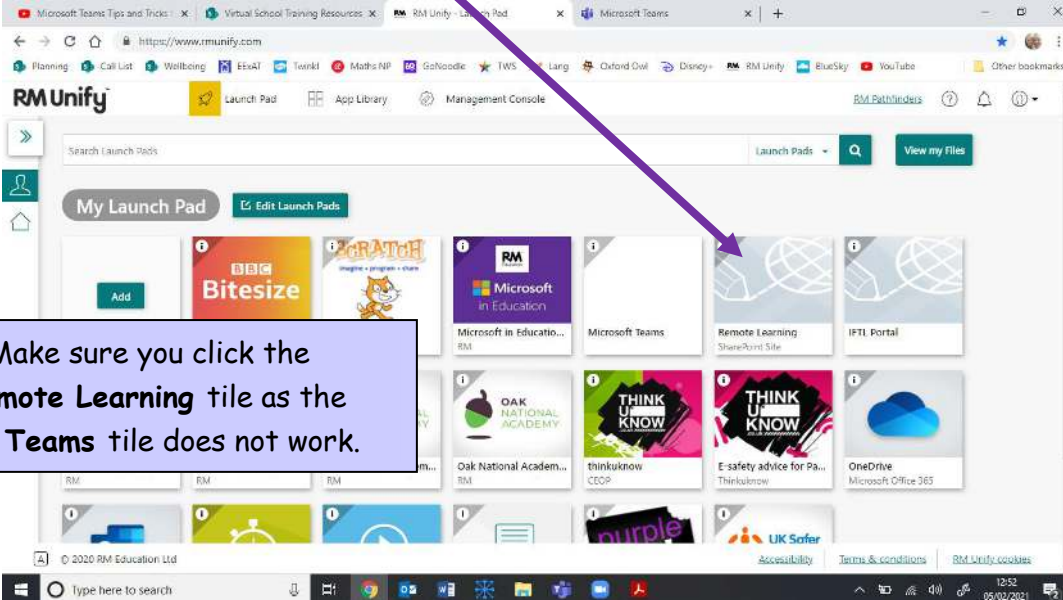
Joeblogs2016@fairfieldsprimary



You will now be on the dashboard of your RM Unify Launch Pad.

Step 2: How to Link MS Teams to RM Unify (You will only need to do this once)

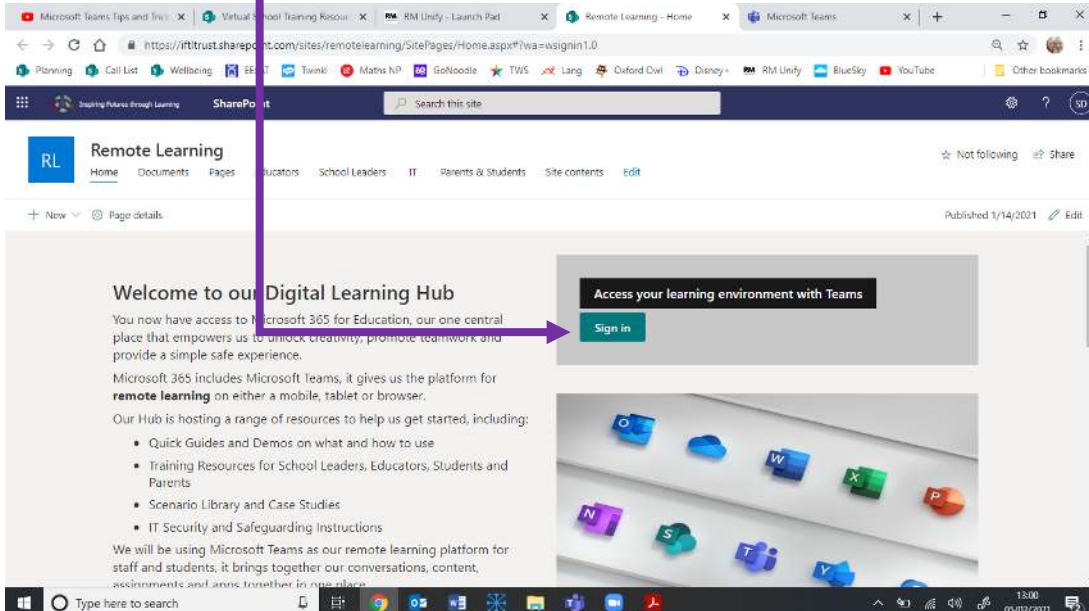
1. Find and click on the remote learning tile on your Launch Pad.



Make sure you click the Remote Learning tile as the MS Teams tile does not work.

2. Click to stay signed in.

3. Click the green sign in button. This will sign you into MS Teams.



Access your learning environment with Teams


Sign in

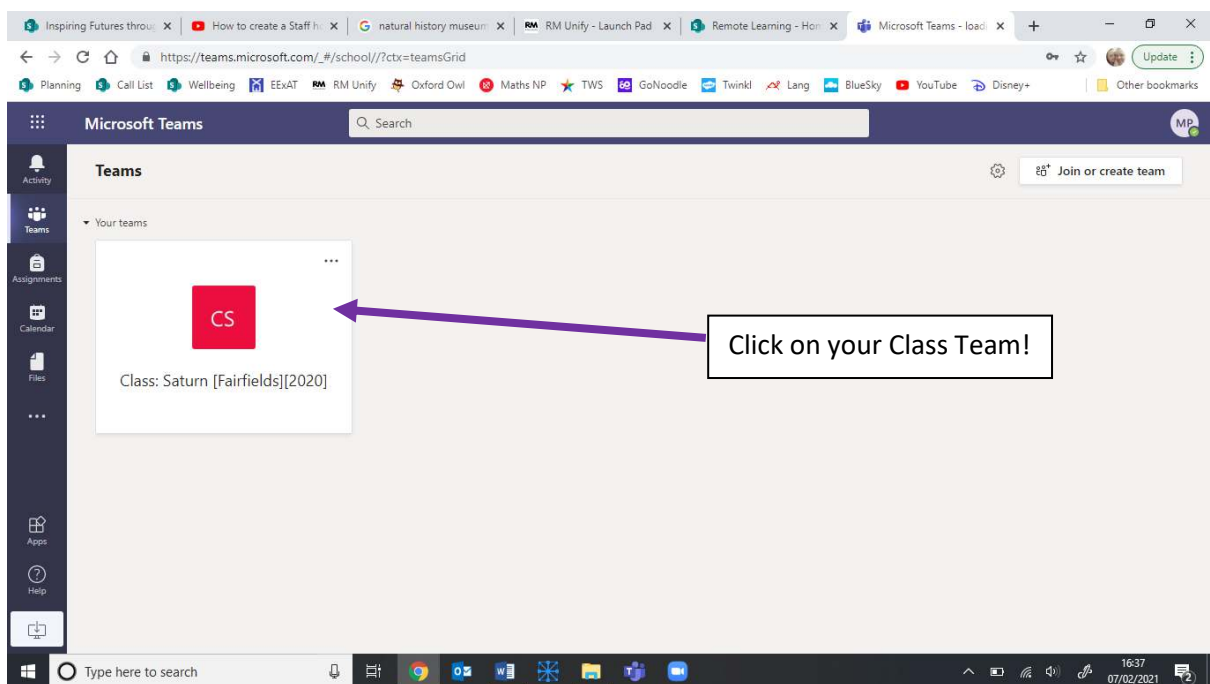
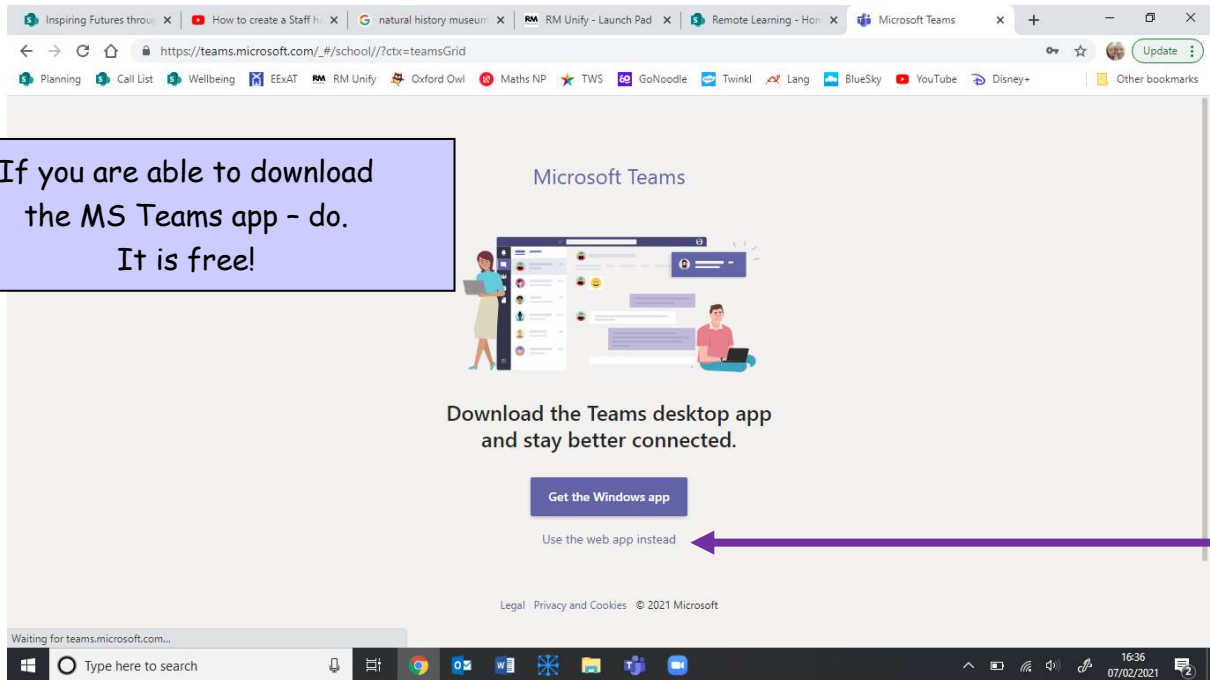
Type in full email address (Your username with the .co.uk at the end)

Sign in and onto teams Launchpad.

If you do not have the app - use the Web App instead.

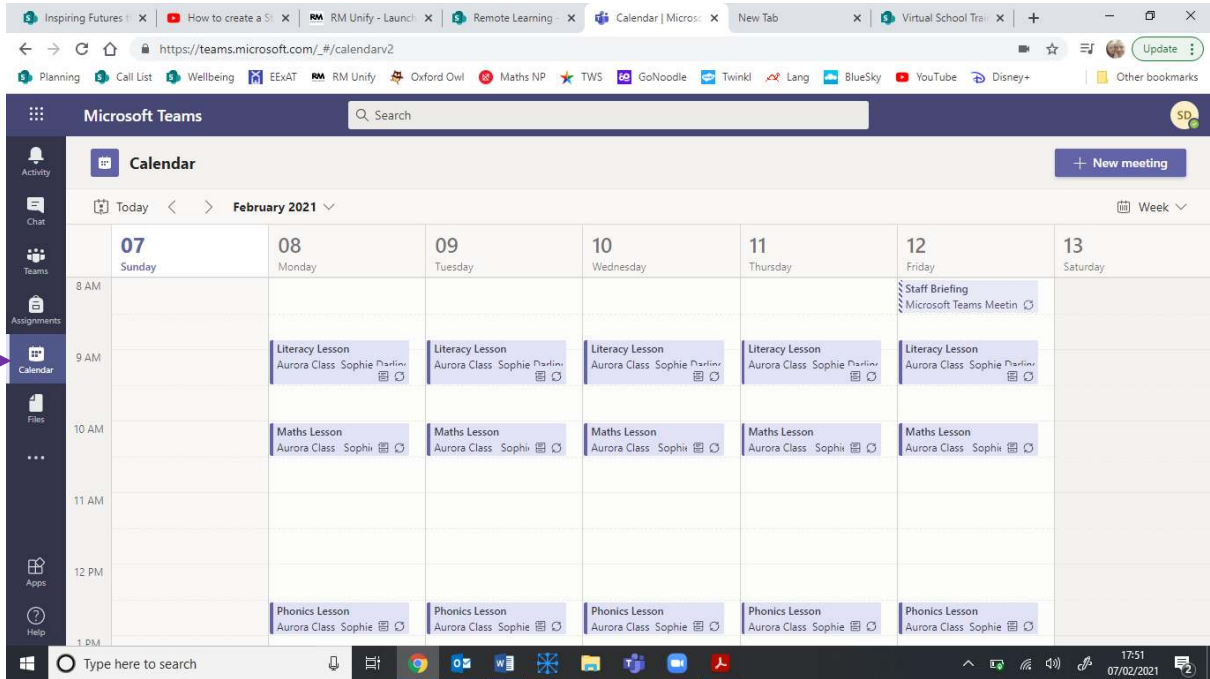
Remember to save this in your favourites!

 If you are able to download the MS Teams app - do. It is free!

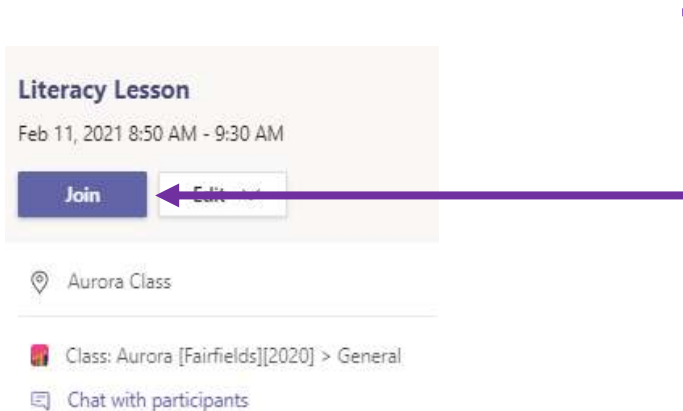



Step 3: How to access live lessons:

Go to the Calendar Tab along the side of the page. You will see the meetings at the allocated times.



Click on the meeting to see the details and click to join.



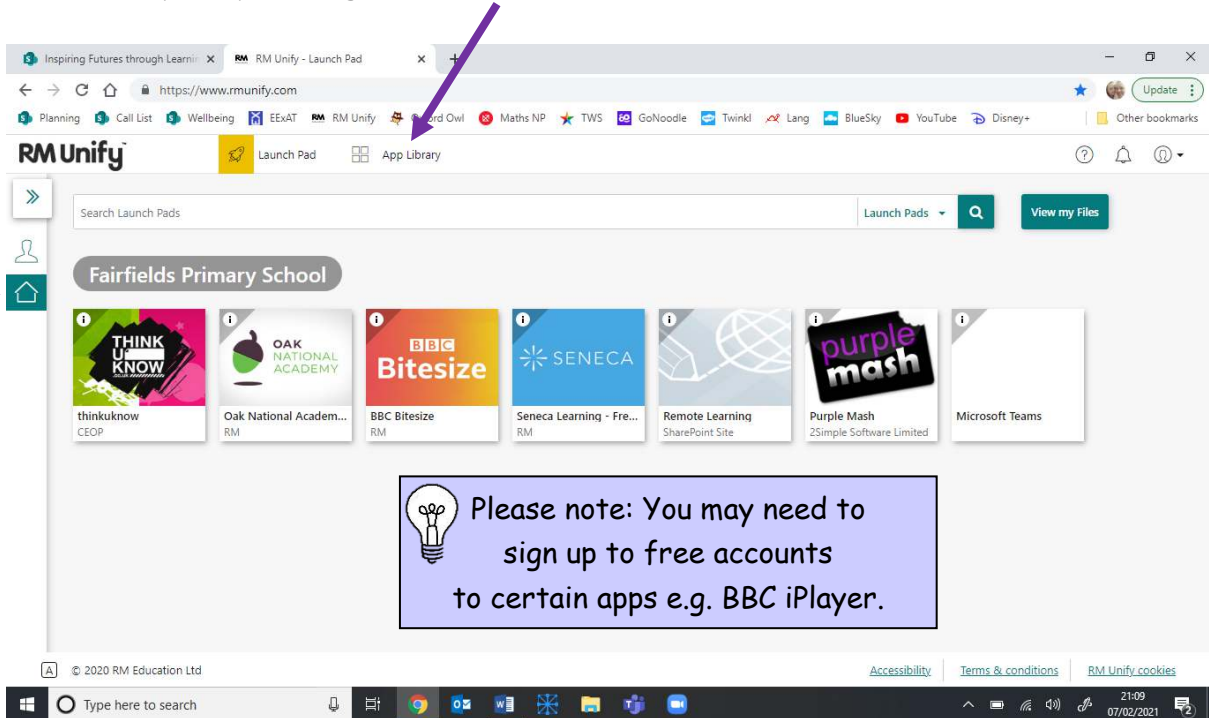
 You can also look in the chat function for the meeting details if your calendar is empty.

Useful tips when setting up your
RM Unify dashboard.



Launch Pad Homepage

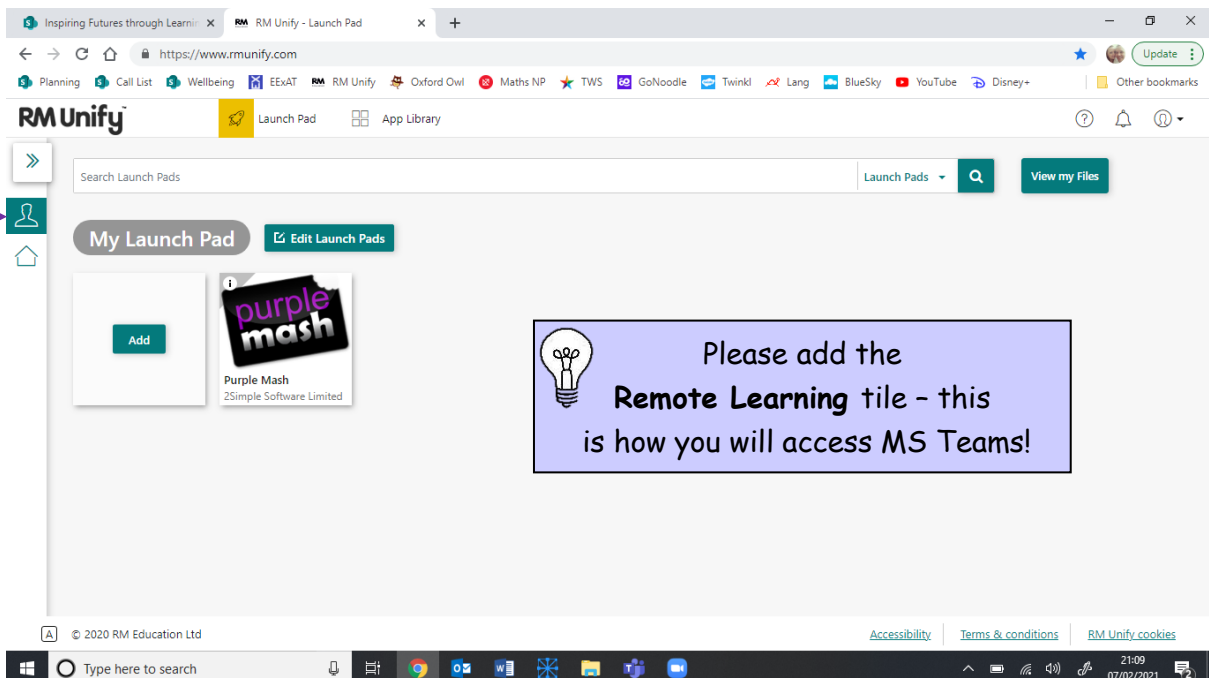
This is what you will see when you click the Home icon. You can add new apps to your own launch pad by clicking onto the **App Library**.



The screenshot shows the RM Unify Launch Pad homepage. At the top, there is a search bar for launch pads and a 'View my Files' button. Below this, the user is identified as 'Fairfields Primary School'. A row of app tiles is displayed, including 'thinkknow', 'Oak National Academy', 'BBC Bitesize', 'Seneca Learning', 'Remote Learning', 'Purple Mash', and 'Microsoft Teams'. A purple callout box with a lightbulb icon contains the text: 'Please note: You may need to sign up to free accounts to certain apps e.g. BBC iPlayer.' The bottom of the page shows the footer with copyright information and links for accessibility, terms, and cookies.

My Launch Pad

This is what you will see when you log in. As you add more apps from the **App Library** these will be added to your dashboard for you to easily access a number of sites!



The screenshot shows the 'My Launch Pad' dashboard. It features a search bar and a 'View my Files' button. The user's name 'My Launch Pad' is displayed with an 'Edit Launch Pads' button. Below this, there is an 'Add' button and a 'Purple Mash' app tile. A purple callout box with a lightbulb icon contains the text: 'Please add the Remote Learning tile - this is how you will access MS Teams!' The bottom of the page shows the footer with copyright information and links for accessibility, terms, and cookies.

Useful apps

Here are a few apps we love!



This tile directs you to the BBC Bitesize page. There you can access hundreds of videos, games, quizzes and other lockdown learning for a variety of different subjects in both KS1 and KS2.

- Excellent for research into a particular topic and for practising your maths skills!



This tile directs you to the 2Simple - Purple Mash log in page. You can use your individual log in details and you can access lots of different games and activities in all subjects.

- Your class teacher will have your log in details if you cannot remember them. Email them!



This tile directs you to the Government's Online Classroom, which provides hundreds of free online lessons and resources for pupils.

- An excellent idea if you are stuck with a certain subject/lesson!

TT Rockstars should be coming soon to the RM Unify App Store.

For now, please log on via this link: <https://trockstars.com/>