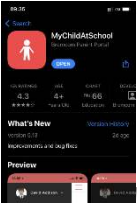


Access key information on your mobile device.



Step 1: Download the app.



Step 2: Allow notifications.



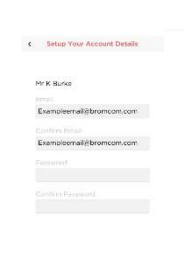
Step 3: Choose a memorable pin.



Step 4: Select Redeem Invitation Code.



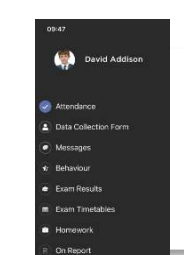
Step 5: Add the required information using the email sent to you by school and press Redeem Code.



Step 6: Add the required information and press Save Account Details. You will now be logged into your account.



Step 7: Clicking on the 3 bars provides a side menu to navigate to the different areas of the parent portal.



Step 8: The information displayed in the menu is managed by the school.

Access key information from your web browser.



Step 1: Search for MyChildAtSchool Login page.



Step 2: Select Redeem Invitation Code.



Step 3: Add the required information using the email sent to you by school.



Step 4: Select Redeem Code.



Step 5: Add the required information Click Save Account Details.



Step 6: Log into your MyChildAtSchool Account.



Step 7: Login to your email and validate your email address.



Step 8: Go back to MyChildAtSchool and log into your account to complete the process.